



**Ruth Miskin
Training**



Introduction to Read Write Inc.

Reading changes everything

Teach a child to read and keep that child reading and we will change everything.

And I mean everything.


Jeanette Winterson

Who is Read Write Inc. for?

Read Write Inc. Phonics

Black Hat Bob


Set 1 Story 5
a e i o u



Story by Gill Munton
Illustrated by Tim Archbold
Series developed by Ruth Miskin

OXFORD

Black Hat Bob



Black Hat Bob
is on his ship.

This is his peg leg.

8

Read Write Inc. Fresh Start



Module 3 Big Malc

Name: _____

Series developed by Ruth Miskin

OXFORD

- 3 Quick as a flash, Big Malc grabs a Jon-Z DVD and runs off. He runs to Snatch Smith's flat. (Snatch Smith is his best pal.)



"Look at this, Snatch," he brags.

- 4 Big Malc and Snatch look in the DVD box.



"But it's empty!" says Big Malc.

"All the DVD boxes in shops are empty!" says Snatch. "The DVDs are kept in the back!"

"Why's that, then?" says Big Malc.

"So that they don't get nicked!" says Snatch.

- 5 And then, last spring, Big Malc did all that stuff with the choccy eggs.

(He got them off the back of a lorry. A hundred choccy eggs in pink boxes with ribbons on. He is planning to sell them.)



Progress groups

- Group children by phonic stages.
- Teach to the group's challenge level.
- Re-assess all children every half term.

One-to-one tutoring – ‘keep up, not catch up!’



What is phonics?

Sounds

mat

ship

Graphemes

demonstrate, containing, roamed, injured, whimper

English alphabetic code

- 44 sounds
- 26 letters
- Over 150+ graphemes (letter combinations)

One of the most complex alphabetic codes in the world.

Speed Sounds Set 1 and Set 2

Consonant sounds – stretchy

f	l	m	n	r	s	v	z	sh	th	ng
										nk

Consonant sounds – bouncy

b	c	d	g	h	j	p	qu	t	w	x	y	ch
	k											

Vowel sounds – bouncy

a	e	i	o	u
---	---	---	---	---

Vowel sounds – stretchy

ay	ee	igh	ow
----	----	-----	----

Vowel sounds – stretchy

oo	oo	ar	or	air	ir	ou	oy
----	----	----	----	-----	----	----	----

Pure Sounds (ruthmiskin.com)

Sound pronunciation guide



Speed Sounds Set 3

Consonant sounds

f	l	m	n	r	s	v	z	sh	th	ng
ff	ll	mm	nn	rr	ss	ve	zz	ti		nk
ph	le	mb	kn	wr	se		s	ci		
					c		se			
					ce					


b	c	d	g	h	j	p	qu	t	w	x	y	ch
bb	k	dd	gg		g	pp		tt	wh			tch
	ck				ge							
	ch				dge							

Vowel sounds

a	e	i	o	u	ay	ee	igh	ow
	ea				<u>a-e</u>	<u>e-e</u>	<u>i-e</u>	<u>o-e</u>
					ai	y	ie	oa
						ea	i	o
						e	y	

oo	oo	ar	or	air	ir	ou	oy	ire	ear	ure
<u>u-e</u>			oor	are	ur	ow	oi			
ue			ore		er					
ew			aw							
			au							

Sounds + blending = word reading



sat

Meet Fred



Teach spelling using Fred Finger



Three reads



Pin it on


Introduction
In this story, some children are playing a game called 'Pin the tail on the donkey'. They are blindfolded, and need to attach the tail to the right place. Let's see how they do!

pin it on



not on its leg

4



"Snatchosaurus is a very dangerous dinosaur," she said.
"So it's obvious! We need to find an *even more* dangerous dinosaur to catch him!"

"But where can we find a dinosaur like that?" asked Stegosaurus, cautiously.

"We will make one!" came the reply.

So they got out their scissors, and their pencils, and their paper, and their card, and their paints, and their sticky tape ... and they made ... a Catchasnatchosaurus!
And the famous Snatchosaurus was never seen again!

15

'Special Friends', 'Fred Talk'

1.6

ship

Black Hat Bob

Black Hat Bob
is on his ship.

This is his peg leg.



Red Words

I

said

This is Red Hat Rob.



“I will grab that cash box,” he said.

Which books will children bring home?

m m m



Practise handwriting

Milk, mountain, mushroom

m m m m m

Practise sound-writing

m



Virtual Classroom films



How do I use the Virtual Classroom?

1. Set aside 10 minutes to watch a film with your child each day.
2. Find a quiet space for your child to watch the film on a laptop or tablet.
3. Praise your child as they join in with the lesson – make it fun!

The more they practise using these films, the quicker they'll learn to read.

What can I do?

1. Use pure sounds rather than letter names.
2. Use Fred Talk to help your child to read and spell words.
3. Listen to your child read their Storybook every day.
4. Watch the Virtual Classroom films together.
5. Read stories to your child every day.

Any questions?



Reading feeds the imagination, it expands horizons and offers new and exciting ways of seeing and making sense of our lives and of the world around us.

Michael Morpurgo